

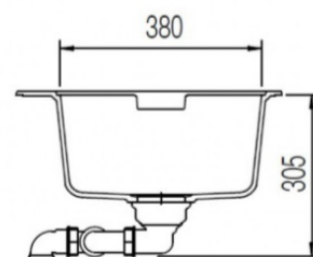
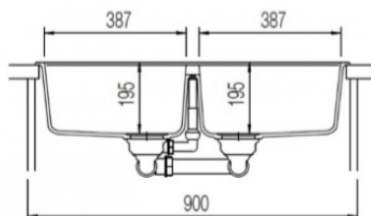
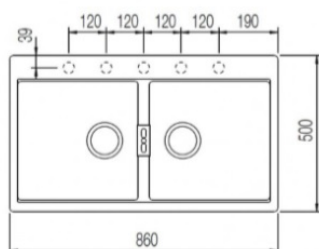
## Schock Double Bowl Magma

Schock sinkware by Abey has taken Europe by storm. With stunning crisp lines and a silky smooth finish, this quality German engineered sinkware has been created using state-of-the-art composite nanogranite® materials offering exceptional strength and durability, stain resistance and inert, antibacterial properties. The range is available in 'metallic' black, 'stone' grey and 'polaris' white.

Features: Double Bowl

Dimensions: 860mm W x 500mm D (Bowl Sizes: 387mm W x 380mm D x 195mm H)

Finish: Metallic Black



## Specifications