

Kaldera 56 Basin

The Kaldera 56 by Victoria & Albert is a simple rectangular basin. Suitable for undermount installation, the Kaldera 56 features an internal overflow and is also available in a larger size – see Kaldera 62.

Dimensions: 560mm W x 358mm D x 139mm H

Colour: White

Material: Made from QUARRYCAST® One piece casting of rare volcanic limestone and resin. Harder and more durable than acrylic. Easy clean high gloss finish.

Waste: 32mm

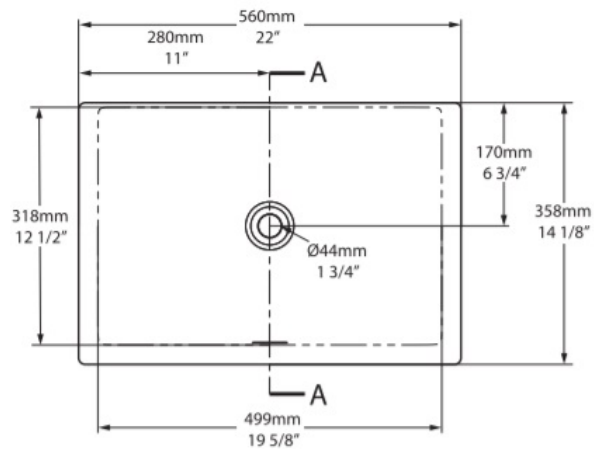
Warranty: 25 year guarantee

Installation: Refer to installation instructions supplied with basin for additional information.

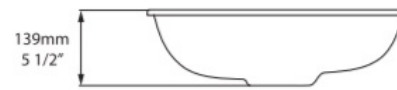
Specifications



Top view



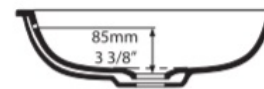
Side view



Front view



Section AA



*All measurements subject to +/-5% tolerance